

1 foot scale on drawing border

CA-1 Bomb Slips:

Slips 1, 2, 3 & 4

- Mounted under outer wings
- Universal Carriers for 250lb max load (slips 1 & 2 strengthened to 500lb max load on aircraft A20-30 to A20-42)
- Armed & released electrically from electrical panels in both cockpits

Slips 5, 6, 7, 8, 9 & 10

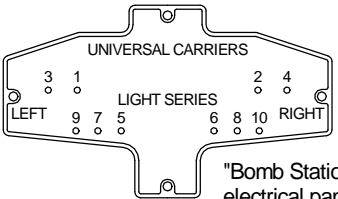
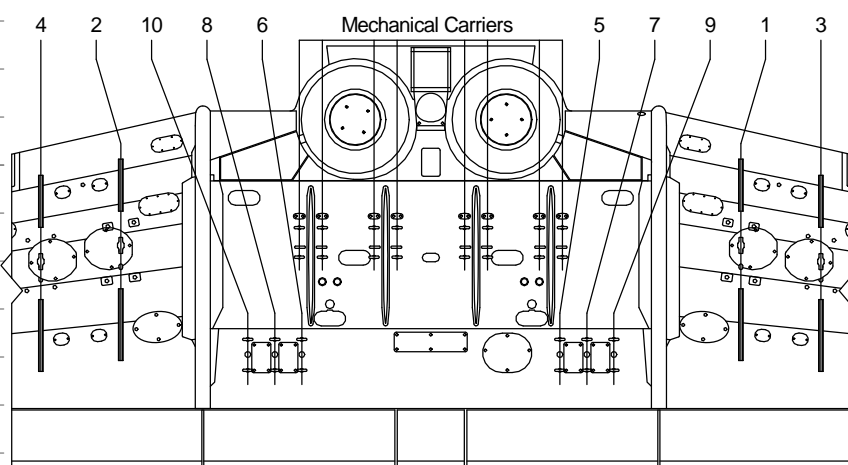
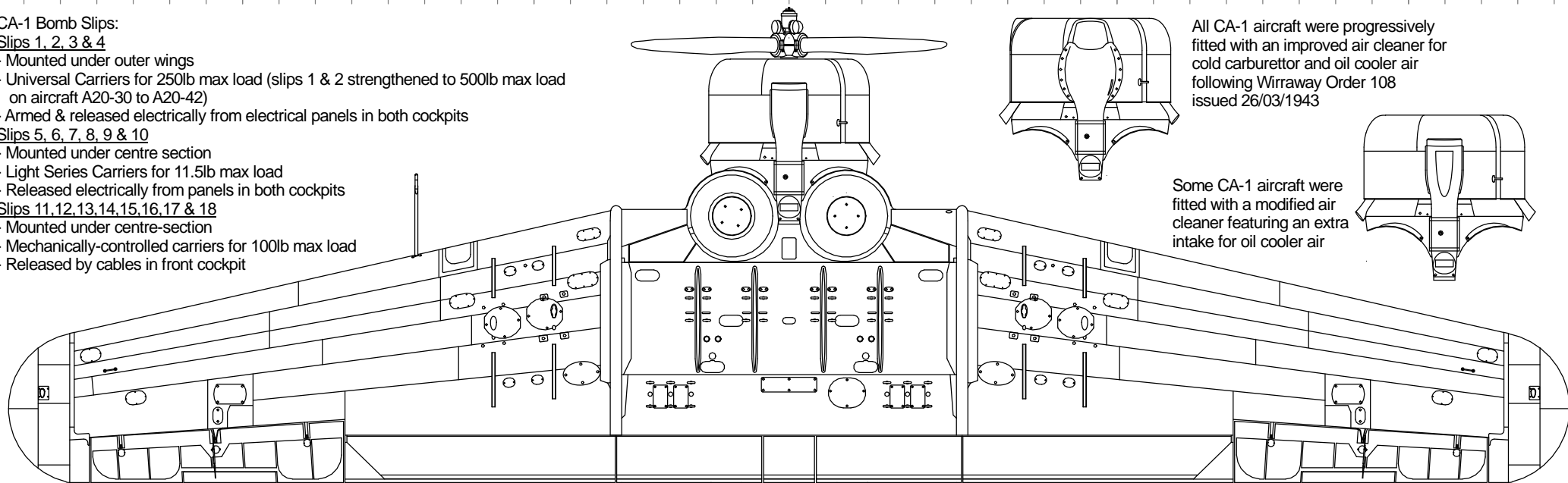
- Mounted under centre section
- Light Series Carriers for 11.5lb max load
- Released electrically from panels in both cockpits

Slips 11, 12, 13, 14, 15, 16, 17 & 18

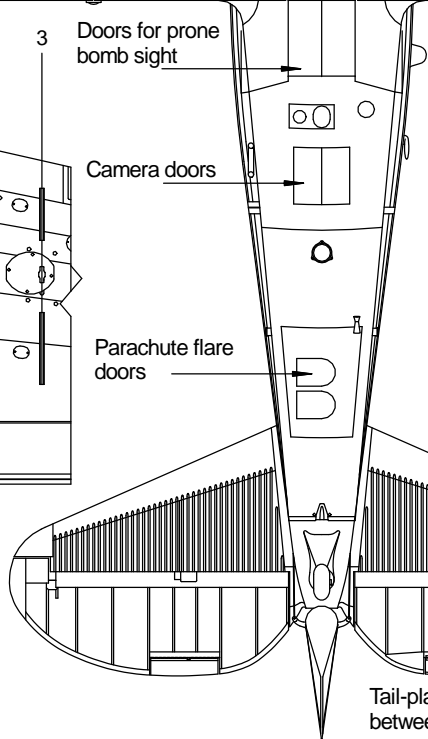
- Mounted under centre-section
- Mechanically-controlled carriers for 100lb max load
- Released by cables in front cockpit

All CA-1 aircraft were progressively fitted with an improved air cleaner for cold carburettor and oil cooler air following Wirraway Order 108 issued 26/03/1943

Some CA-1 aircraft were fitted with a modified air cleaner featuring an extra intake for oil cooler air



"Bomb Station Index" reference on front cockpit electrical panel. Shows arrangement of electrically-released bomb slips from "pilot's-eye" view.



Tail-plane assemblies interchangeable between port and starboard

Dive bombing mission:
2 x 500lb SAP slips 1 & 2
(Semi Armor-Piercing)

Maritime patrol mission:
4 x 250lb AS slips 1,2,3 & 4
(Anti-Submarine)

Bombing practice mission:
6 x 11.5lb Practice bombs
on slips 5, 6, 7, 8, 9 & 10

